How to Draw a Reindeer

Follow the coral lines in each step. Pencil first, then ink.

Step 1

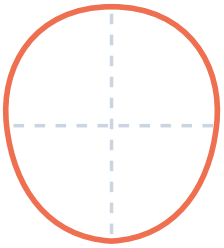

Head

Step 2

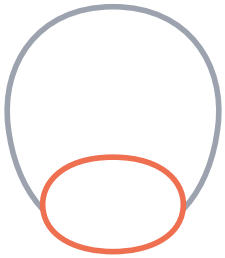

Muzzle

Step 3

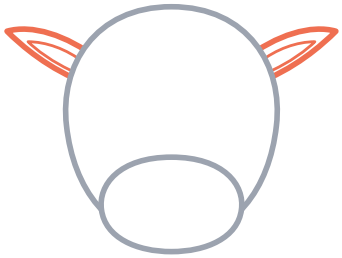

Ears

Step 4

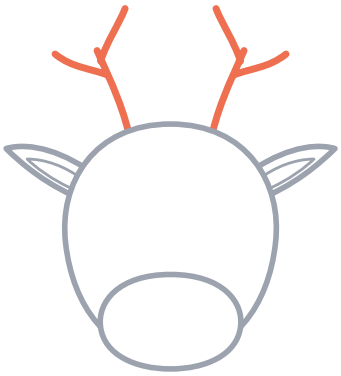

Antlers

Step 5



Face

Step 6



Finish

Free printable from BoredomWizard.com • personal and classroom use

Trace and Practice

Warm up your hand with the shapes before drawing your own.

Trace the dotted lines, then add the ears, face and nose.



Antler practice: classic, curly, baby and grand.



Free printable from BoredomWizard.com • personal and classroom use

Design Your Own Reindeer

Add antlers, a face and an outfit. Will yours have a glowing nose?



Free printable from BoredomWizard.com • personal and classroom use

Cozy Reindeer

Color the scarf, then add snowflakes all around.



Free printable from BoredomWizard.com • personal and classroom use

Santa Hat Reindeer

A red hat, a gold bell and a heart nose. Draw presents at the bottom.



Free printable from BoredomWizard.com • personal and classroom use

Christmas Lights Reindeer

Color each bulb a different color and the sky dark blue.



Free printable from BoredomWizard.com • personal and classroom use

Reindeer Family

A grown-up reindeer and a sleepy baby. Who else is in the herd?



Free printable from BoredomWizard.com • personal and classroom use