How to Draw Santa Claus

Follow the coral lines in each step. Pencil first, then ink.

Step 1

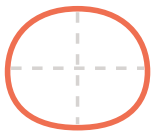

Face circle

Step 2



Hat cone

Step 3



Beard cloud

Step 4



Face details

Step 5



Coat and boots

Step 6



Finish

Free printable from BoredomWizard.com • personal and classroom use

Trace and Practice

Warm up your hand with the shapes before drawing your own Santa.

Trace the dotted Santa faces, then add eyes, a nose and a smile.



Hat practice: trace, then draw three of your own.

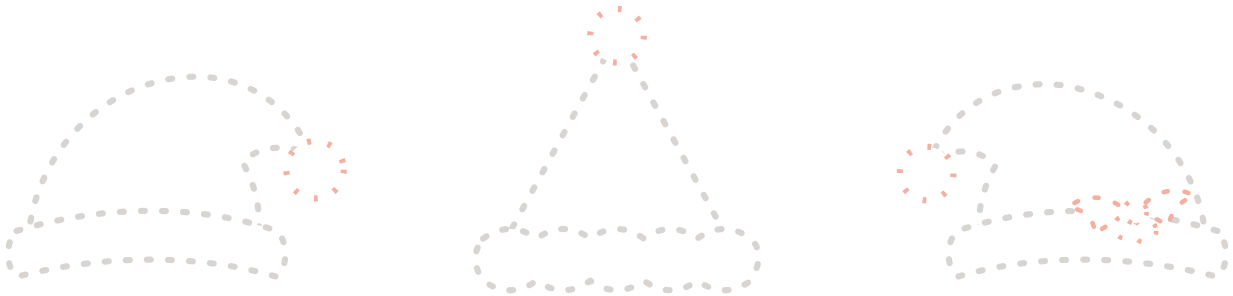

Design Your Own Santa

Add a beard, a hat and a face. Is your Santa jolly, sleepy or surprised?



Free printable from BoredomWizard.com • personal and classroom use

Jolly Santa

Color the coat red, then draw snowflakes all around him.



Free printable from BoredomWizard.com • personal and classroom use

Santa and His Sack

What is inside the sack? Draw the presents peeking out.



Free printable from BoredomWizard.com • personal and classroom use

Santa's Sleigh

Color the gifts, then draw Santa or a reindeer in front.



Big Santa Face

Give him rosy cheeks and a twinkle in his eye.



Free printable from BoredomWizard.com • personal and classroom use